

A large water play structure in a pool. The structure consists of two tall, blue, curved legs that support a large, orange, bowl-shaped bucket. The bucket is tilted, and water is splashing out of it. In the background, there are palm trees and a building with a white dome. Two children are sitting in the pool, looking towards the water play structure.

# LIFE FLOOR BROCHURE

MIDDLE EAST  
VOLUME 1





# TABLE OF CONTENTS

**01**

**ABOUT US**

**03**

**FEATURED PROJECTS**

03

Atlantis the Palm, Dubai

05

Jungle Bay Waterpark

07

The Beach Jumeirah

09

GEMS Wellington International School

11

Waldorf Astoria

13

Deira International School

15

Sharjah Ruler's Court

16

5 Hotel Palm Jumeirah

**17**

**DESIGN**

17

Colors

19

Textures

21

Shapes

23

Logos and Branding

**25**

**PROJECT PLANNING**

25

WhiteWater Partnership

27

Raymond Sport LLC Partnership



**NSF**<sup>®</sup>

Certified to  
NSF/ANSI/CAN 50



## ENGINEERED FOR SAFETY, DESIGNED FOR FUN

Life Floor believes in creating positive memories and experiences for guests through extraordinary design, unparalleled safety benefits, and inclusive accessibility in aquatics.

Custom-designed Life Floor surfaces enhance the overall appearance of a highly themed waterpark especially when paired with iconic WhiteWater play structures and slides. Motifs and elements on structures can be repeated across a flooring pattern and complementary designs can be integrated throughout the space to upgrade the encounters visitors have with an aquatic amenity.

Explore our offerings to discover how Life Floor can help your waterpark, resort, pool, or splash pad become a unique, one-of-a-kind vacation destination.

To learn more, visit [lifefloor.com/our-floors](https://lifefloor.com/our-floors)



# ATLANTIS THE PALM DUBAI



## IMAGINATIVE DESIGN

Atlantis was drawn to Life Floor when our Studio produced a one-of-a-kind surface design using triangles and gradient colors to create a shoreline effect. Life Floor's incredible durability meets the demands of the extreme Dubai climate.

**Facility:** Atlantis the Palm Dubai

**Location:** Dubai, UAE

**Install Date:** April 2018

**Designer:** Life Floor Studio

**Area:** 1,115 m<sup>2</sup>

**Texture:** Ripple 2.0


**Thickness:** 10 mm



**Facility:** Jungle Bay Waterpark  
**Location:** Dubai, UAE  
**Install Date:** December 2020  
**Designer:** WhiteWater  
**Area:** 2,000 m<sup>2</sup>  
**Texture:** Ripple 2.0  
**Thickness:** 10 mm

## IMMERSIVE WATERPARK THEMING


To complement the beach theming of this waterpark, WhiteWater designed a triangle gradient to enhance guest experience. Life Floor provides guests with increased comfort throughout their stay.





# JUNGLE BAY WATERPARK





# THE BEACH JUMEIRAH



## BEACH-INSPIRED DESIGN

The Beach splash pad delights families as an amenity to residents in the Jumeirah area. To resemble the nearby beach, the Life Floor Studio combined a gradient shoreline effect with Marine Inlays.

**Facility:** The Beach Jumeirah

**Location:** Dubai, UAE

**Install Date:** March 2018

**Designer:** Life Floor Studio

**Area:** 390 m<sup>2</sup>

**Texture:** Ripple 2.0

**Thickness:** 10 mm



**Facility:** GEMS Wellington  
**Location:** Dubai, UAE  
**Install Date:** August 2018  
**Designer:** Life Floor Studio  
**Area:** 1,347 m<sup>2</sup>  
**Texture:** Ripple 2.0  
**Thickness:** 10 mm

## HIGHLIGHTING LOGOS AND BRAND COLORS

GEMS Wellington International School in Dubai experienced slippery, failing ceramic tiles around their pool decks and chose Life Floor to solve their challenges. This installation features the school's logo and colors.



# GEMS WELLINGTON INTERNATIONAL SCHOOL





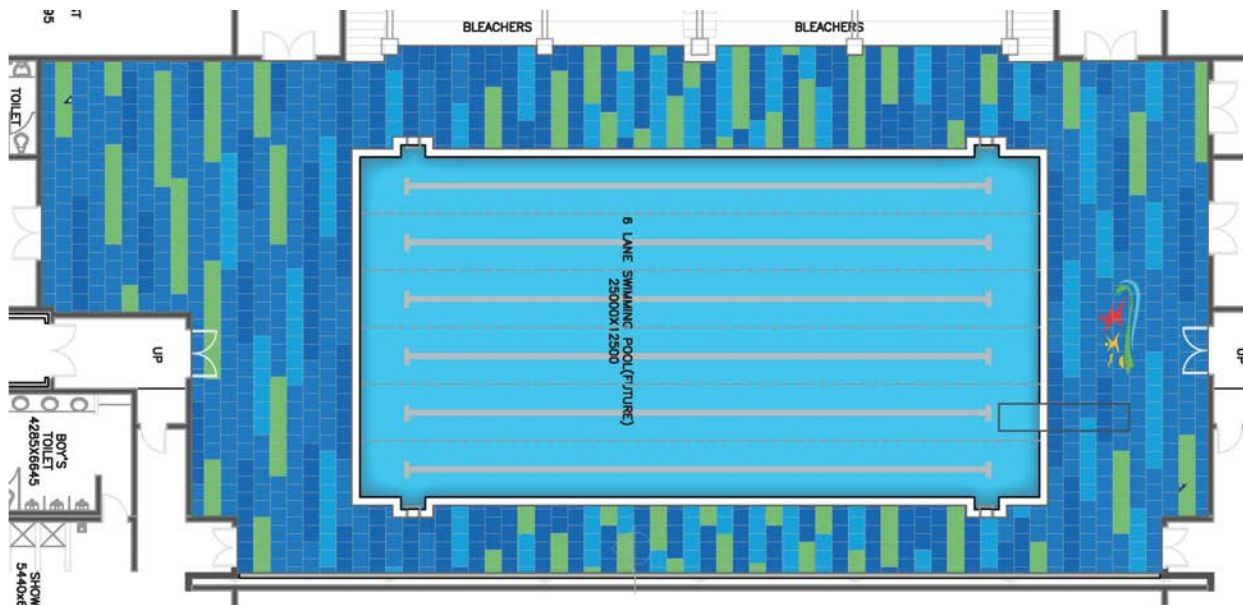
# WALDORF ASTORIA



## SUBTLE NEUTRALS

Waldorf Astoria's splash pad in Ras Al Khaimah in the United Arab Emirates features an alternating two color pattern on a staggered grid. This design complements the surrounding resort architecture well and provides a cooling space to rest in the hot climate.


**Facility:** Waldorf Astoria  
**Location:** Ras Al Khaimah, UAE  
**Install Date:** March 2022  
**Designer:** WhiteWater  
**Area:** 69 m<sup>2</sup>  
**Texture:** Ripple 2.0  
**Thickness:** 10 mm



**Facility:** Deira International School  
**Location:** Dubai, UAE  
**Install Date:** August 2018  
**Designer:** Life Floor Studio  
**Area:** 422 m<sup>2</sup>  
**Texture:** Ripple 2.0  
**Thickness:** 10 mm

## SHOWCASING SCHOOL PRIDE

This school installed a design featuring bands of colors across the pool deck. At one end of the pool, the school's logo is prominently displayed. This logo is custom cut from Life Floor using precision cutting equipment.





# DEIRA INTERNATIONAL SCHOOL



# SHARJAH RULER'S COURT



## ELEGANT POOL DESIGN

This pool deck is for the exclusive use of the royalty in Sharjah, UAE. It features an elegant triangle pattern with tastefully placed Ivory colored triangles that add visual interest to the space.


**Facility:** Sharjah Ruler's Court  
**Location:** Sharjah, UAE  
**Install Date:** June 2022  
**Designer:** Life Floor Studio  
**Area:** 735 m<sup>2</sup>  
**Texture:** Ripple 2.0  
**Thickness:** 10 mm



OCEAN




BLUEBIRD



IVORY

# 5 HOTEL PALM JUMEIRAH



**Facility:** 5 Hotel Palm Jumeirah  
**Location:** Jumeirah, UAE  
**Install Date:** January 2023  
**Designer:** Raymond Sport LLC  
**Area:** 103 m<sup>2</sup>  
**Texture:** Ripple 2.0  
**Thickness:** 10 mm



## UNIQUE THEMING

5 Hotel Palm Jumeirah chose an organic, curving design in a primary color palette. This design was created and installed by Raymond Sport LLC who is an Authorized Distributor and Certified Installer of Life Floor in UAE and the greater Middle East.

Our palette of colors features gradients and a range of both bright and subdued tones to accommodate the unique design needs of each aquatic facility.

The Life Floor Studio encourages customers to select three or more tile colors for every application. Surfaces that feature this variety are visually more interesting and operationally easier to maintain.

For creative inspiration and design tips, visit [lifefloor.com/design](http://lifefloor.com/design).



# COLORS



AVIATOR



AQUA



SEAFOAM



TURQUOISE



EVERGREEN



ICEBERG



BOULEVARD




RIVER ROCK



FOGHORN




PORCELAIN



MOJAVE




GOBI



SANDBAR




SANDSTONE



IVORY




GOLDFISH



SUNSHINE



LIMELIGHT



LILYPAD



OLIVE

RIPPLE



Certified to  
NSF/ANSI/CAN 50

# TEXTURES

Life Floor tiles are available in two textures: Ripple and Slate.

## RIPPLE

Ripple is a popular choice because it is our most slip-resistant texture when wet. The grooves of these tiles provide increased traction and a decreased risk of hydroplaning. As a result, Ripple tiles are certified for use in aquatic play areas by the NSF/ANSI/CAN 50 aquatic safety surfacing standard.

## SLATE

Slate is designed to resemble the varied texture of stone for projects aiming to achieve more natural or architectural looks. This texture features MicroTread™ on the surface as a subtle method to enhance slip-resistance.



## SQUARES

Our tiles are manufactured as 61 cm x 61 cm squares which makes this shape the most popular and cost effective. Squares are often arranged in randomized color fields or bold geometric patterns.

## RECTANGLES

Rectangles are commonly arranged along a 30.5 cm x 61 cm grid or as long planks created by aligning tiles of the same color in a row.

## TRIANGLES


Triangles are the most effective choice for creating gradient effects and adding bold accents around facilities.

## HEXAGONS

Hexagons add modern design elements and colorful geometric patterning wherever they're installed.

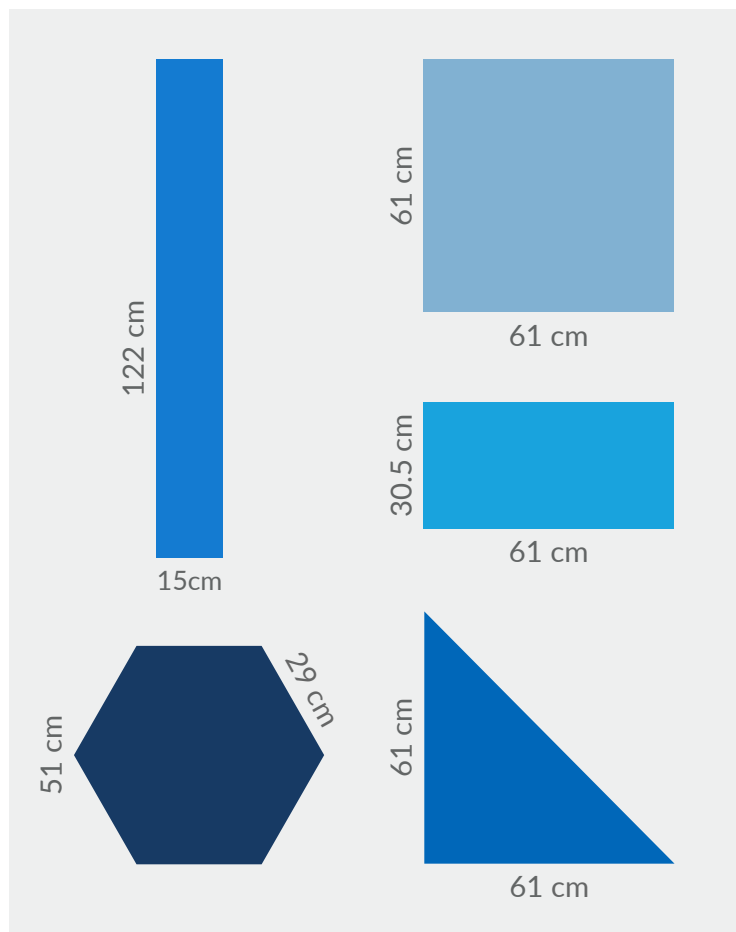
## PLANKS

Coming soon, our 15 cm x 122 cm planks provide an opportunity to design “wooden” boardwalks or bold geometric designs.





# SHAPES





# CUSTOM DESIGN



Imaginative designs and bold flooring graphics make facilities stand out. Our tiles can be custom cut to feature just about anything imaginable including curvy waves, themed elements, imagery, and patterning.

We offer logo packages that vary in price based on the number and size of logos included in a design. If you have a project in mind, contact us to begin exploring design possibilities with our Studio.



# WHITEWATER®


EST. 1980

**Life Floor is WhiteWater's recommended aquatic safety flooring system.**

Life Floor was engineered specifically for aquatic play environments such as waterparks with barefoot traffic.

Life Floor safety surfacing is the ideal complement for WhiteWater's water play product lines and comes standard on AquaForm structures and Landing Pads. It is also recommended on AquaPlay structures and for splashzones under AquaPlay, AquaForm, and AquaSpray structures.

To learn how you can begin a project with WhiteWater and Life Floor, contact us at [lifefloor.com/contact-us](https://lifefloor.com/contact-us)





# RAYMOND SPORT LLC

As part of our promise to deliver a premium product and customer experience, we've built a worldwide network of certified installation partners to serve our customers around the globe.

Our installation partners are trained from site assessment to final installation inspection to provide our customers with accuracy and excellence at every step of the process.

Established in 1990, Raymond Sport LLC has over 30 years of experience and is our Authorized Distributor and Certified Installation Partner serving UAE and the greater Middle East region. Raymond Sport LLC is headquartered in Dubai, UAE.

Email: [office@raymondssport.com](mailto:office@raymondssport.com)

Phone: +971.4.339.1331

Website: [raymondssport.com/en/life-floor](http://raymondssport.com/en/life-floor)






Photo Credits: Atlantis The Palm,  
Kimpton Seafire Resort + Spa, Kerzner,  
Martin Aquatic, Raymond Sport LLC,  
Garrett Reid, Briana Valente, WhiteWater

**LIFE**  <sup>®</sup>  
**FLOOR**  
lifefloor.com

**Corporate Headquarters**  
2010 E Hennepin Ave, Bldg 8, Ste 206  
Minneapolis, MN 55413, United States

+1 612.567.2813  
solutions@lifefloor.com

Life Floor is a registered trademark of MNY Group, LLC.  
©2023 MNY Group, LLC. All rights reserved.



Certified to  
NSF/ANSI/CAN 50

